


Our Inspirational Colour Palette


Warm inviting colours. Cool refreshing hues. Bright contemporary contrasts. They're all on the Penta Satin Emulsion Chart. All with the promise of exciting decorating possibilities.

Contemporary Trends in Colour


Penta Satin Emulsion is also available in Black and White.




J'ouvert




Rainy Days



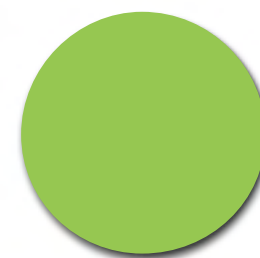
Clear Sky




Rough Seas




Maracas Mist




Buccoo




Pastel Green




Trinidad




Cheerful




Morning Sun




Soft Peach



Papaya




Savannah Dust




Evening Sky




Whisper




Blushing Rose




Terra Cotta




Lilac Hedge



Bone White




Cream




Wheatmeal



Nutmeg




Silver Sand

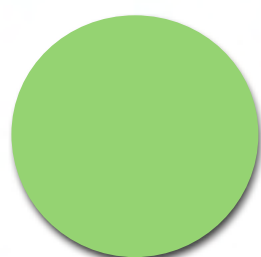


Sea Grey


The Designer Collection




Prelude Blue




Olive




Arawak




Summer Lily



Full Bloom




Soca Rose



Deep Lilac




Melongene



Frosted Lime




Pearl White




Fawn White




Antique White




Coral White




Off-White



Apple White



Celestial White



Romance

Note: Due to the technical differences between colour print reproduction and paint manufacture, the colour swatches represented on this chart may not exactly match the actual paint colours. Carefully examining the colour of the paint you choose prior to application is strongly advised.